

*L'arredamento dell'officina è un elemento essenziale in una moderna struttura di assistenza e riparazione moto. Modoflex è il partner ideale con cui condividere e sviluppare le vostre idee e la vostra visione di officina funzionale e moderna. Dalla progettazione alla realizzazione di parti speciali, sagome personalizzate che seguono lo schema strutturale del vostro spazio; ogni dettaglio cresce da semplice idea a prodotto finito ed assemblato sul posto. Questo è Modoflex, il modo più semplice con cui un'idea diventa una realtà funzionale, accogliente e produttiva.*

*The furnitures inside the workshop are an essential element of a modern structure of motorcycle servicing and repair. Modoflex is the ideal partner for you to share and develop your ideas and your vision of a modern and functional workshop. From the projecting stage to the realization of special parts, customized frames that follow the structural scheme of your space; every detail grows up from a simple idea to a ready made and assembled on-site product. This is Modoflex, the easiest way with which an idea becomes a functional, styled and productive reality.*

# MODOFLEX





# MODOFLEX

## Modularità con banco MF-BL 2000



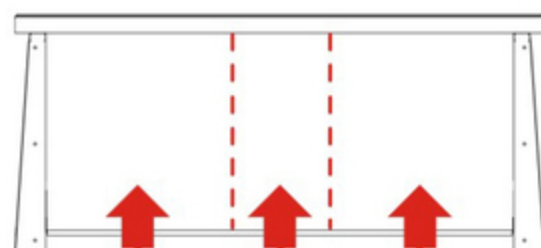
Dimensioni 200x70x90H cm  
Dimensions 200x70x90H cm

Codice MF-BL 2000-1  
Solo ripiano 1750x695mm  
Item No. MF-BL 2000-1  
Shelf only 1750x695mm



Dimensioni 200x70x90H cm  
Dimensions 200x70x90H cm

Codice MF-BL 2000-3  
Ripiano+Cassettiera  
Item No. MF-BL 2000-3  
Shelf + Drawers Module



Codice MF-BL M1  
Modulo 7 cassetti  
Item No. MF-BL M1  
7 Drawers Module



Codice MF-BL M2  
Modulo 5 cassetti  
Item No. MF-BL M2  
5 Drawers Module



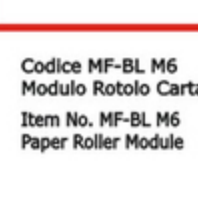
Codice MF-BL M3  
Modulo Vano Sportello  
Item No. MF-BL M3  
Tool Tray Module W/Door



Codice MF-BL M4  
Modulo Bidone  
Item No. MF-BL M4  
Litter Module



Codice MF-BL M5  
Modulo 2 Ripiani  
Item No. MF-BL M5  
Open tray Module



Codice MF-BL M6  
Modulo Rotolo Carta  
Item No. MF-BL M6  
Paper Roller Module



Codice MF-BL M7  
Modulo Olio  
Item No. MF-BL M7  
Oil Module



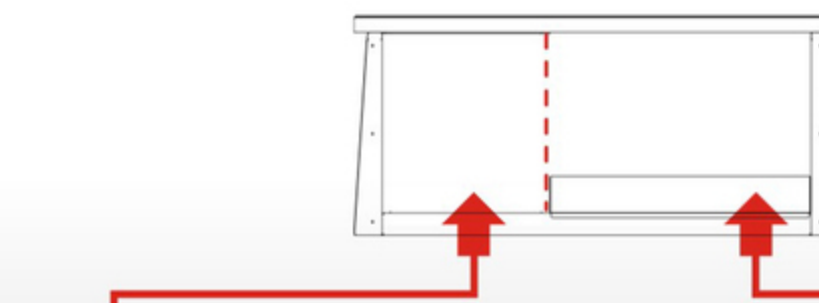
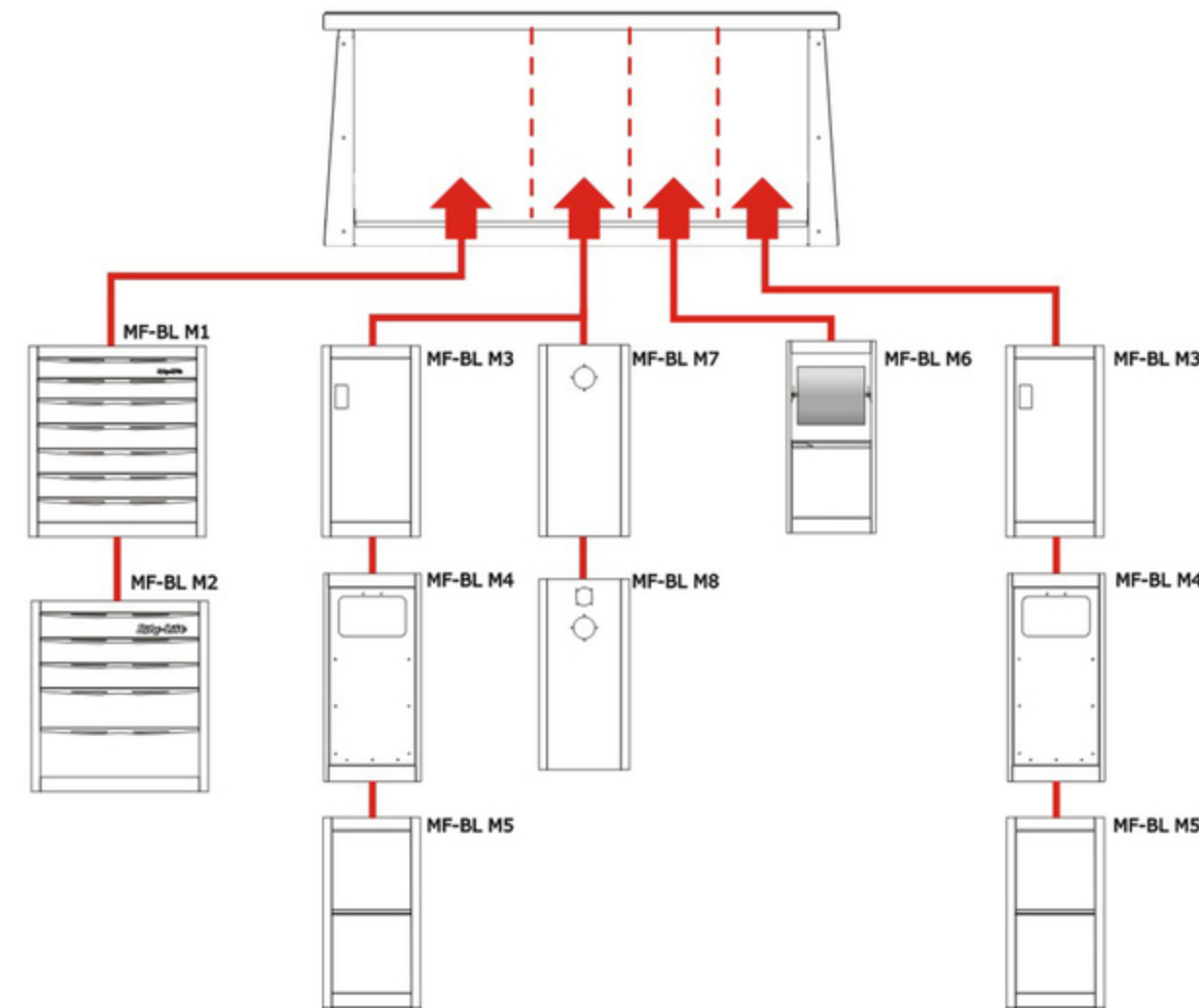
Codice MF-BL M8  
Modulo Aria/Elettricità  
Item No. MF-BL M8  
Air/Electricity Module



Codice MF-BL M1  
Modulo 7 cassetti  
Item No. MF-BL M1  
7 Drawers Module



Codice MF-BL M2  
Modulo 5 cassetti  
Item No. MF-BL M2  
5 Drawers Module

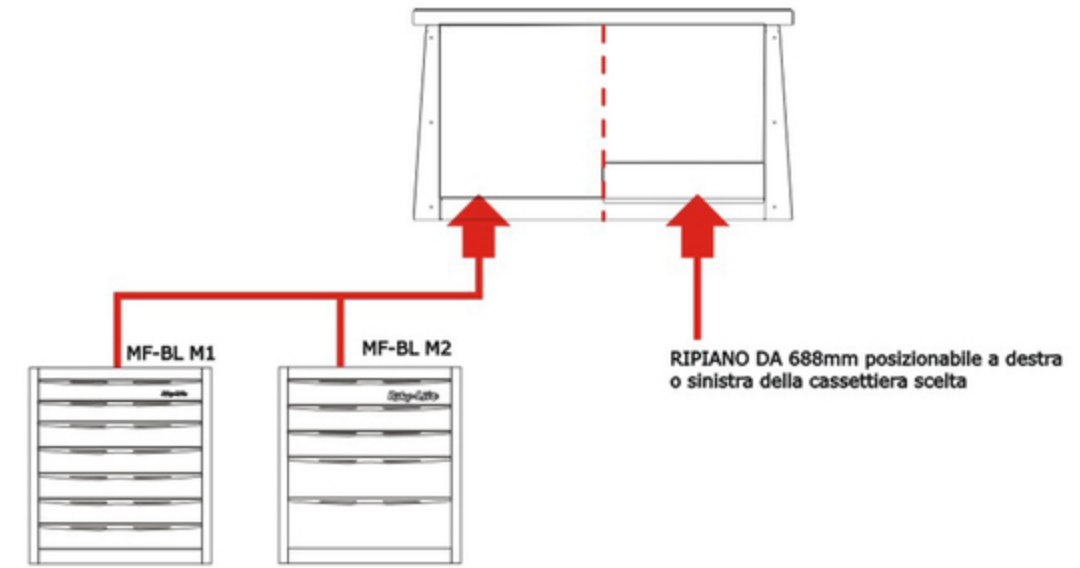
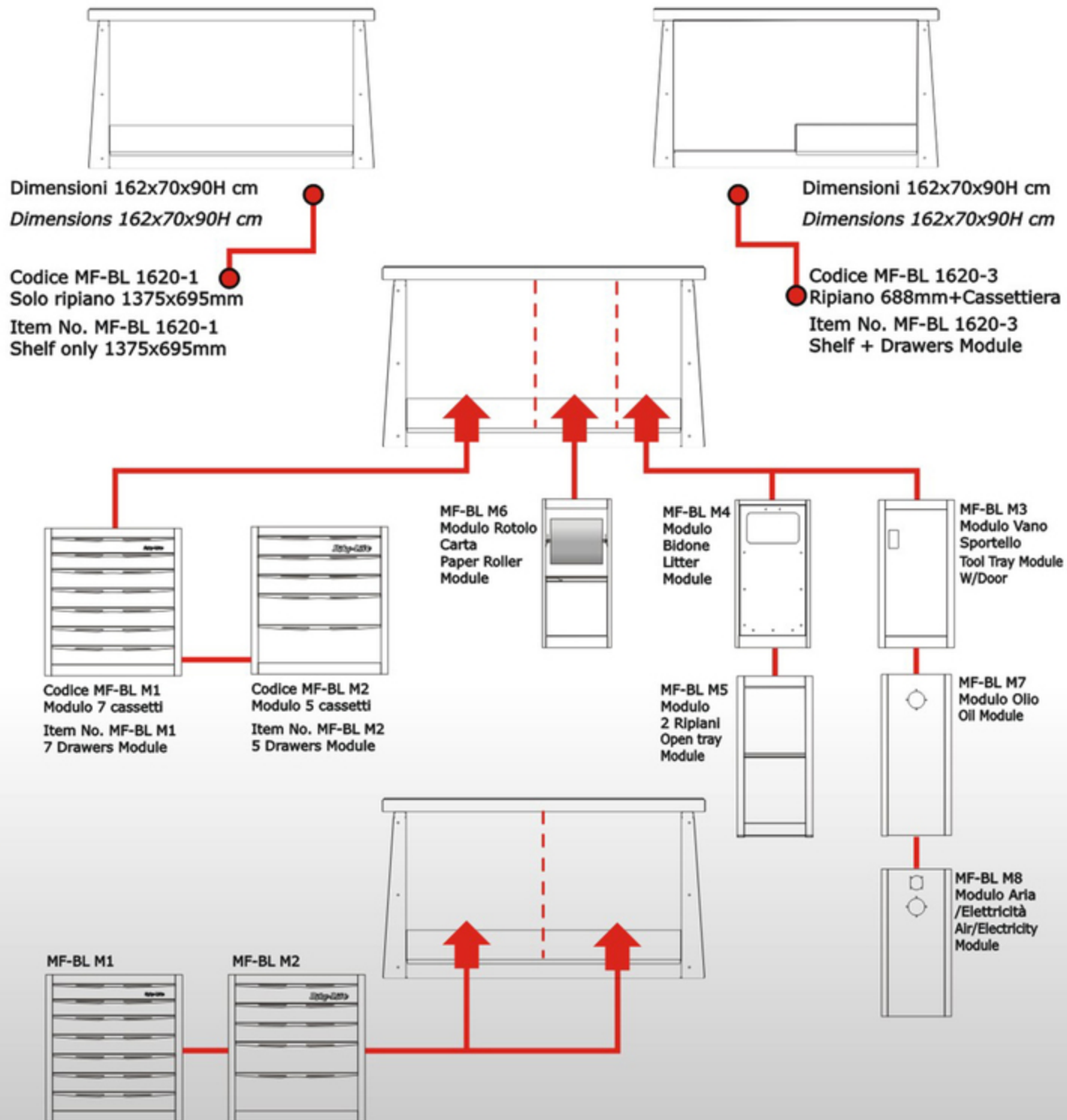


RIPIANO DA 1066MM  
POSSIBILITA' DI INSERIRE LA CASSETTIERA  
A SINISTRA CON RIPIANO A DESTRA O  
CASSETTIERA A DESTRA CON RIPIANO A  
SINISTRA

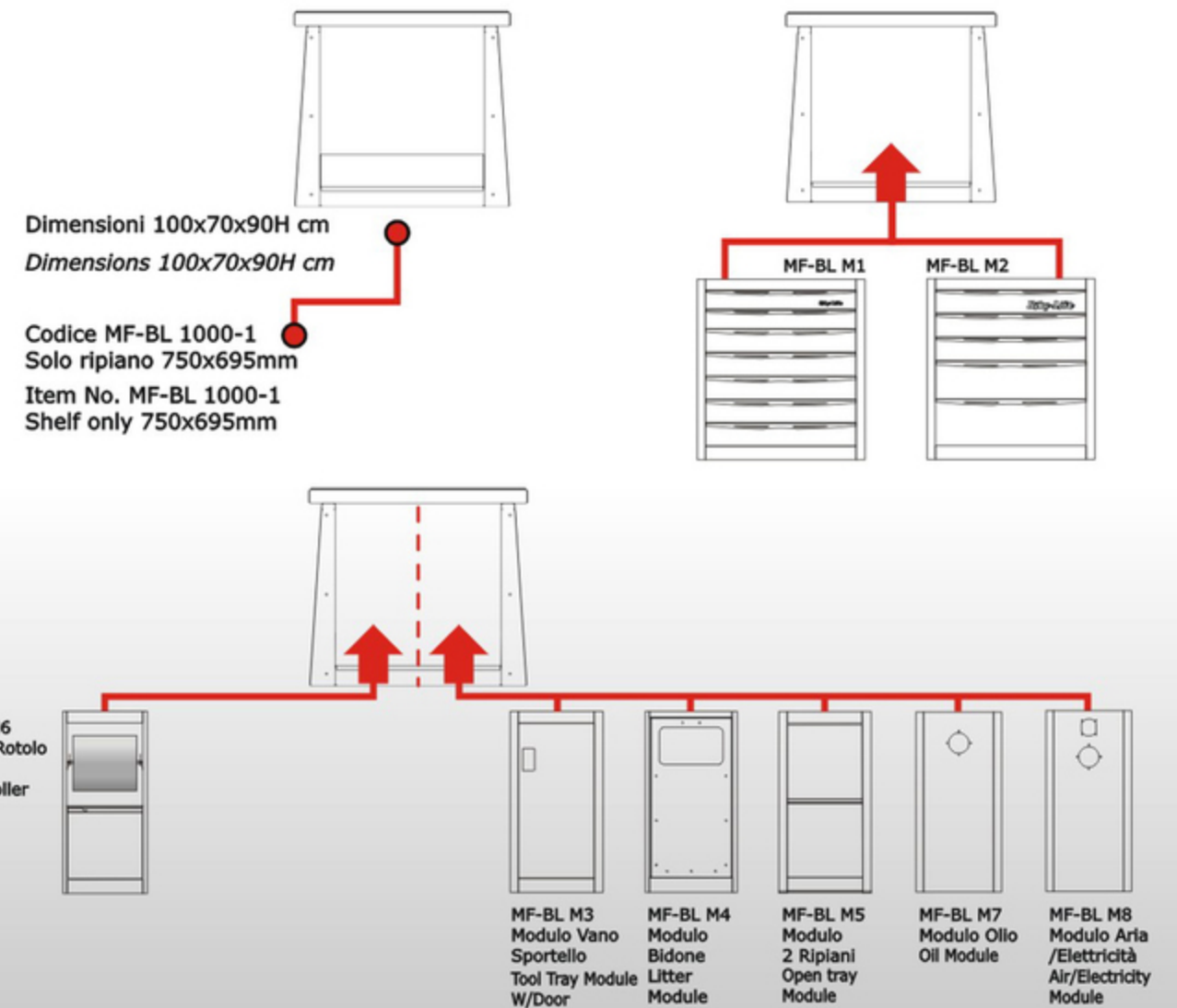
# MODOFLEX

# MODOFLEX

## Modularità con banco MF-BL 1620



## Modularità con banco MF-BL 1000



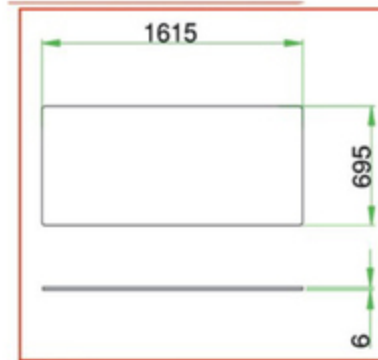


# MODOFLEX

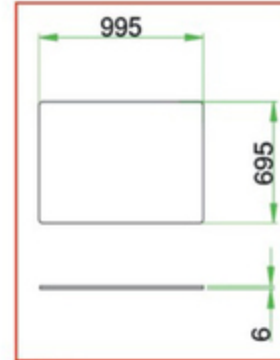
## ANGOLI ED ACCESSORI / CORNER AND ACCESSORIES



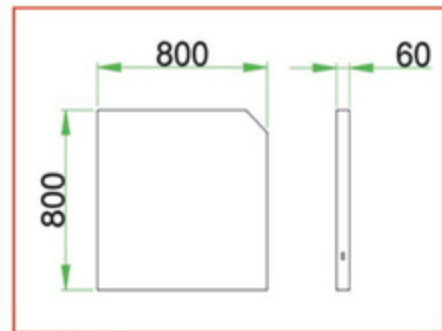
**MF-PG2000-01**  
Copertura in gomma stampata anti-olio per banco MF-BL 2000 Dimensioni 1995x695x6mm  
*Oil resistant moulded rubber cover for MF-BL 2000 workbench. Dimensions 1995x695x6mm*



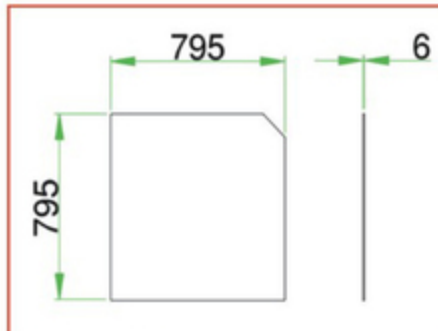

**MF-PG1620-01**  
Copertura in gomma stampata anti-olio per banco MF-BL 1620 Dimensioni 1615x695x6mm  
*Oil resistant moulded rubber cover for MF-BL 1620 workbench. Dimensions 1615x695x6mm*



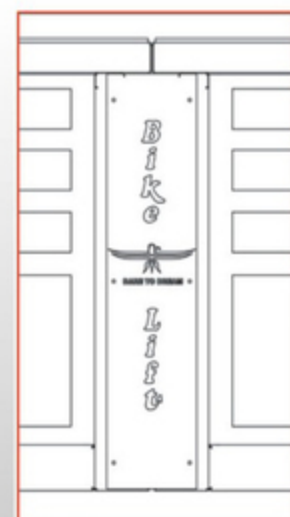
**MF-PG1000-01**  
Copertura in gomma stampata anti-olio per banco MF-BL 1000 Dimensioni 995x695x6mm  
*Oil resistant moulded rubber cover for MF-BL 1000 workbench. Dimensions 995x695x6mm*



**MF-PANG-800**  
Piano ad angolo. Dimensioni 800x800x60mm  
*Corner shelf. Dimensions 800x800x60mm*



**MF-PGANG-01**  
Copertura in gomma stampata anti-olio per piano ad angolo MF-PANG-880. Dimensioni 795x795x6mm  
*Oil resistant moulded rubber cover for MF-PANG-880 corner shelf. Dimensions 795x795x6mm*




**MF-PU-U**  
Pannello personalizzabile di unione banchi. Dimensioni 190x25x825mm  
*Branded workbench connection panel. Dimensions 190x25x825mm*



BRUNO MOTO - Bergamo



**MF-PU-A**  
Pannello ad angolo di unione banchi. Dimensioni 95/140/95x25x825mm  
*Corner connection panel. Dimensions 95/140/95x25x825mm*



**MF-PA1000-01**  
Pannello porta attrezzi. 100x81x5cm  
*Wall Tools Grid 100x81x5cm*

**MF-PA1620-01**  
Pannello porta attrezzi. 162x81x5cm  
*Wall Tools Grid 162x81x5cm*

**MF-PA2000-01**  
Pannello porta attrezzi. 200x81x5cm  
*Wall Tools Grid 200x81x5cm*



**MF-MA1500-01**  
Mobile porta attrezzi con tapparella di chiusura in alluminio e serratura. Dimensioni 1500x1000x200mm  
Disponibile solo colore Nero con tapparella alluminio.

*Tool tray wall top chest with aluminium sliding panel and lock. Dimensions 1500x1000x200mm. Available only in Black with aluminium panel.*

**MF-MA2000-01**  
Mobile porta attrezzi con tapparella di chiusura in alluminio e serratura. Dimensioni 2000x1000x200mm  
Disponibile solo colore Nero con tapparella alluminio.

*Tool tray wall top chest with aluminium sliding panel and lock. Dimensions 2000x1000x200mm. Available only in Black with aluminium panel.*

## GANCI PER PANNELLI TOOL TRAY HOOKS



**MF-GPPLAST-01**  
DIAM. 5mm L=35mm  
Conf. 200pz/Box 200pcs



**MF-GPPLAST-02**  
DIAM. 5mm L=55mm  
Conf. 100pz/Box 100pcs



**MF-GPPLAST-03**  
DIAM. 5mm L=25mm  
Conf. 100pz/Box 100pcs



**MF-GPPLAST-04**  
DIAM. 5mm L=40mm  
Conf. 100pz/Box 100pcs




**MF-GPPLAST-05**  
DIAM. 5mm L=35mm  
Occhiello 8mm/Eye 8mm  
Conf. 100pz/Box 100pcs



**MF-GPPLAST-06**  
DIAM. 5mm L=38mm  
Occhiello 14mm/Eye 14mm  
Conf. 100pz/Box 100pcs



**MF-GPPLAST-07**  
DIAM. 5mm L=50mm  
H.=45mm  
Conf. 100pz/Box 100pcs



**MF-GPMETAL-01/P** Ø5mm L=100mm  
Conf. 100pz/Box 100pcs  
**MF-GPMETAL-02/P** Ø5mm L=150mm  
Conf. 50pz/Box 50pcs  
**MF-GPMETAL-03/P** Ø5mm L=200mm  
Conf. 50pz/Box 50pcs



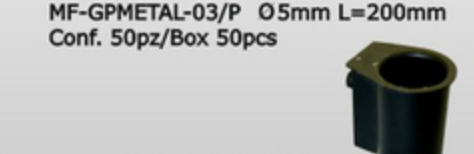
**MF-VATRASP-01**  
DIM. 105X105X45mm



**MF-VATRASP-02**  
DIM. 125X125X65mm



**MF-BPPUNTE-01**  
DIM. 95X65X35mm



**MF-GPPLAST-08**  
DIAM. 30mm H.75mm



# MODOFLEX



MF-PD2000-01

Parete divisoria attrezzata con pannello porta attrezzi a due facce e due ripiani. Dimensioni 2000x1940x350mm

*Double sided tool tray wall with shelves. Dimensions 2000x1940x350mm*



MF-CO670-01

Carrello da officina con 3 ripiani. Dimensioni 670x875x370mm  
*Workshop trolley with 3 shelves. Dimensions 670x875x370mm*



MF-CO900-01

Carrello da officina con 3 ripiani. Dimensioni 900x1100x650mm  
*Workshop trolley with 3 shelves. Dimensions 900x1100x650mm*

MF-SP1500-01

Scaffale per pneumatici appositamente studiato per lo stoccaggio delle gomme per moto e scooters. I ripiani sono regolabili in 13 posizioni diverse. Dimensioni 1500x2350x350mm

*Tyres shelf, specifically designed for the storage of motorcycle and mopeds tyres. The shelves are adjustable in 13 different positions. Dimensions 1500x2350x350mm*



# MODOFLEX



# MODOFLEX

VASCA LAVAPEZZI CABINATA / CABIN PARTS WASHER




CAPACITA' 100kg  
DIM. INTERNE 600X800mm  
CALORE 1500W  
POMPA 1000Lt/Min 26W EP8  
TEMPERATURA 40°C  
RIEMPIMENTO 80Lt  
MATERIALE ACCIAIO AISI 304

CAPACITY 100kg  
INTERNAL DIM. 600X800mm  
HEATING 1500W  
PUMP 1000Lt/Min 26W EP 8  
TEMPERATURE 40°C  
FILLING QUANTITY 80Lt  
MATERIAL S.STEEL AISI 304 TYPE



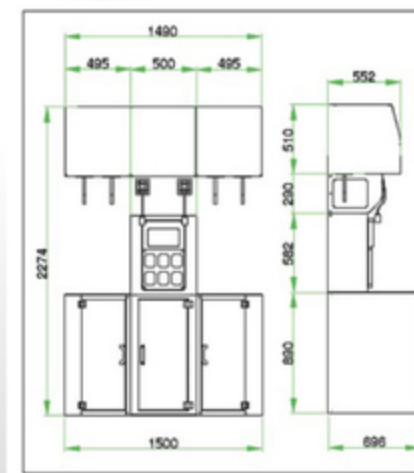
MF-PW1000-01

Cabina vasca di lavaggio. Dimensioni 103x70x119cm  
Cabin parts washer. Dimensions 103x70x119cm



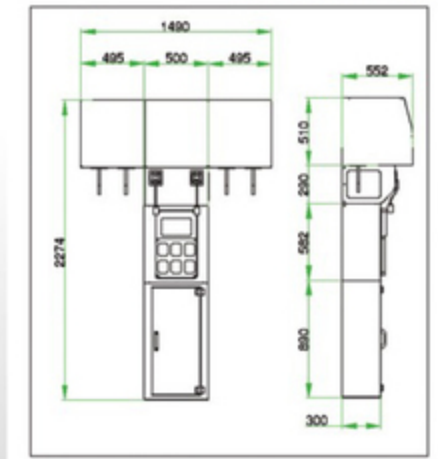
MF-CA2274-01

Colonna Totem standard.  
Dimensioni 149x55.2x227.4 cm  
Standard Totem column.  
Dimensions 149x55.2x227.4 cm



MF-CA2274-02

Colonna Totem con vani ad angolo  
Dimensioni 150x69.6x227.4 cm  
Totem column with corner cabinets.  
Dimensions 150x69.6x227.4 cm



Courtesy Moto Perego  
(BG) Italy

# MODOFLEX